

244 Brick Fuse



Main Characteristics

Brick Fuse; Time-Lag(T)

Standard

UL248-14

Materials

Body: Ceramic

End Caps: Copper plated with silver

Operating Temperature

-55°C to +125°C

Stock Temperature

+10°C to +60°C

Relative humidity: ≤75% yearly average
Without dew, maximum 30 days at 95%

Vibration Resistance

24 cycles at 15 min. each (60068-6)
10-60Hz at 0.75mm amplitude
60-2000Hz at 10g acceleration

Soldering Parameters

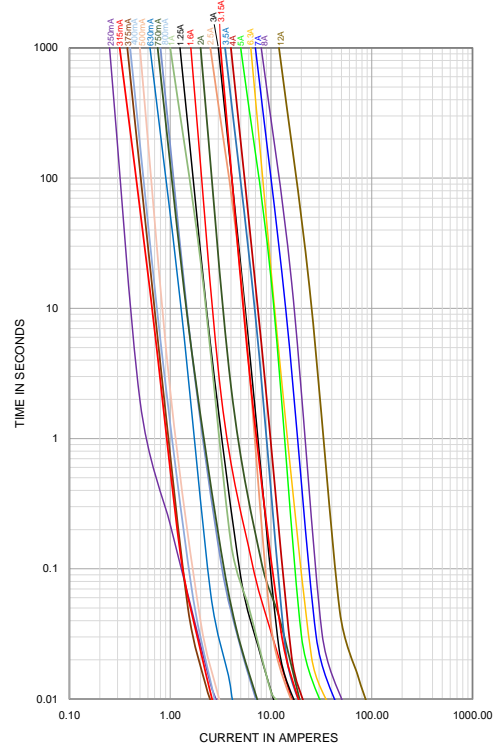
260°C. ≤10 sec (Wave Soldering)

350°C. ≤3 sec (Hand Soldering)

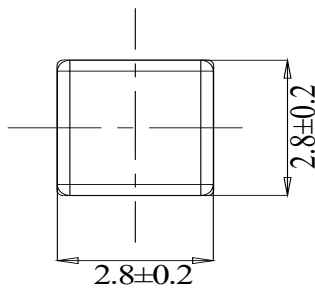
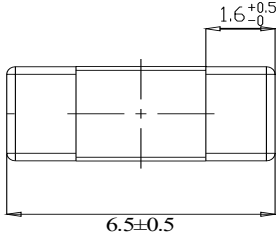
Soldering Peak:

260°C. 10 sec.

280°C. 5 sec. (IEC 60068-20)



Dimensions(unit:mm)



Time vs Current Characteristics: UL248-14

Rated Current	100%	200%
250mA~12A	>4h	<120s



Electrical Characteristics at 25°C

Amp Code	Rated Current	Rated Voltage	Typical Voltage Drop Max(mV)	Breaking Capacity	Typical Melting I²T (A²s)	Typical cold Resistance (mΩ)	Approvals				
							cURus	CQC	TUV	KC	PSE
0250	250mA	125V AC 250V AC 125V DC	800	100A@125V AC 100A@250V AC 50A@125V DC	0.083	620.7	•	○	○	○	○
0315	315mA		750		0.054	1578.6	•	○	○	○	○
0375	375mA		700		0.034	987.8	•	○	○	○	○
0400	400mA		700		0.051	962.7	•	○	○	○	○
0500	500mA		600		0.058	560.9	•	•	•	•	○
0630	630mA		500		0.160	400.8	•	•	•	○	○
0750	750mA		500		0.523	299.4	•	○	○	○	○
0800	800mA		400		0.478	307.0	•	○	•	○	○
1100	1.00A		400		1.133	241.7	•	•	•	•	•
1125	1.25A		300		1.036	170.7	•	○	•	○	○
1160	1.60A		300		2.578	127.3	•	○	•	○	○
1200	2.00A		300		3.492	93.2	•	•	•	•	•
1250	2.50A		300		2.206	23.7	•	•	•	•	•
1300	3.00A		300		2.493	21.9	•	•	•	○	○
1315	3.15A		300		3.274	18.4	•	•	•	•	•
1350	3.50A		300		3.148	20.8	•	○	○	○	○
1400	4.00A		300		3.680	15.4	•	•	•	•	•
1500	5.00A		300		8.325	10.4	•	•	•	•	•
1630	6.30A		300		10.44	9.06	•	•	•	•	•
1700	7.00A		300		16.32	7.29	•	○	•	○	○
1800	8.00A		300		22.59	6.58	○	○	○	○	○
2100	10.00A	300	39.70	4.78	○	○	○	○	○		
2120	12.00A	300	76.75	4.00	○	○	○	○	○		

- Note:** (1) Permissible continuous operating current is ≤100% at ambient temperature of 23°C (73.4°F)
 (2) The current values used for calculating I²T should be within the standard 10In.
 (3) The TUV certification only for 250VAC and 125VDC; the CQC, KC certification only for 250V; the cURus certification for all voltage.
 (4) 250mA No sand filling

Ordering Information

Series	Amp Code	Supplementary Code	Qty
244			