
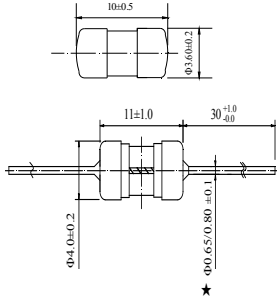


332 Subminiature Cartridge Fuse



Dimensions (unit:mm)



★ 250mA~7A: Φ0.65mm
8A~10A: Φ0.80mm

Main Characteristics

Subminiature Cartridge fuse; Time-Lag (T)

Standard

IEC60127-3/IV

Materials

Tube: Glass Tube
End Caps: Nickel plated brass
Axial Leads: Nickel plated caps
Tin plated copper wires

Operating Temperature

-55°C to +125°C

Storage Conditions

+10°C to +60°C
Relative humidity: ≤75% yearly average
Without dew, maximum 30 days at 95%

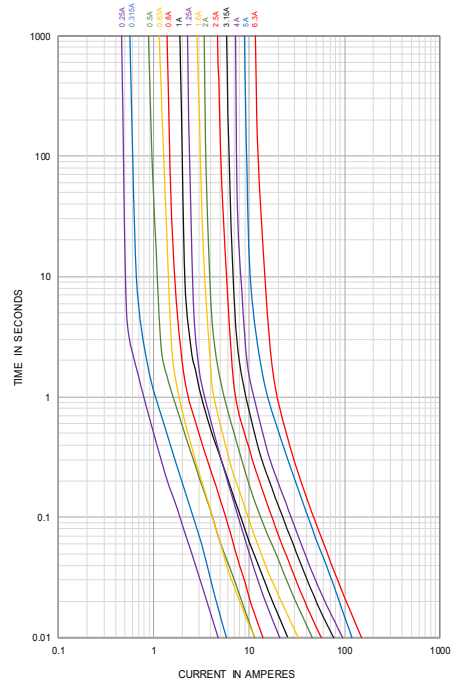
Vibration Resistance

24 cycles at 15 min. each (60068-6)
10-60Hz at 0.75mm amplitude
60-2000Hz at 10g acceleration

Soldering Parameters

260°C. ≤5 sec (Wave Soldering)
350°C. ≤3 sec (Hand Soldering)
Soldering Peak:
260°C. 10 sec. (IEC 60068-20)

Average Time Current(I-T Curve)



Time vs Current Characteristics: IEC60127-3/IV					
Rated current	150%	210%	275%	400%	1000%
250mA~7A	>1h	<2min	400ms~10s	150ms~3s	20ms~150ms
8A~10A	>1h	<5min	1s~20s	150ms~3s	20ms~150ms



Electrical Characteristics at 25°C														
Amp	Rated Current	Rated Voltage	Max Voltage Drop(mV)	Max. Power Dissipation (mW)	Typical Cold Resistance (mΩ)	Nominal Melting I ² t(A ² sec)	Breaking Capacity	Approvals						
								cURus		PSE	TUV	CQC	KC	
								125V	250V	250V	250V	250V	250V	
0250	250mA	250VAC	240	220	600	0.221	50A/125V AC 35A or 10In/250V AC	●	●	○	●	○	●	
0315	315mA		220	250	470	0.336		●	●	○	●	○	○	
0350	350mA		210	250	340	0.397		●	●	○	○	○	○	
0500	500mA		190	310	250	1.00		●	●	○	●	●	●	
0630	630mA		180	360	150	1.35		●	●	○	○	●	●	
0800	800mA		160	430	117	1.56		●	●	○	●	●	●	
1100	1.00A		140	500	80.0	6.50		●	●	○	●	●	○	
1125	1.25A		130	600	56.0	4.62		●	●	○	●	●	○	
1150	1.50A		120	730	45.0	10.6		●	●	○	○	○	○	
1160	1.60A		120	730	50.0	10.9		●	●	○	●	●	○	
1200	2.00A		100	870	38.0	20.3		●	●	○	●	●	○	
1250	2.50A		100	1000	28.0	32.5		●	●	○	●	●	○	
1315	3.15A		100	1200	18.5	57.0		●	●	○	●	●	○	
1400	4.00A		100	1400	14.5	94.1		●	●	○	●	●	○	
1500	5.00A		100	1400	12.69	121		●	●	○	●	●	○	
1630	6.30A		100	1400	8.50	225		●	●	○	○	●	○	
1800	8.00A		100	1400	6.40	169		●	●	○	○	●	○	
2100	10.00A		100	1400	3.95	196		50A/125V/250V AC	●	●	○	○	○	○

- Note:** (1) Permissible continuous operating current is ≤100% at ambient temperature of 23°C (73.4°F)
 (2) The cURus certification by 125V and 250V; the others certification by 250V.
 (3) The current values used for calculating I²T should be within the standard range of 8ms ~ 10ms.

Ordering Information

Series	Amp Code	Supplementary Code	Qty
332			



Sales Contact
 sls01@betterfuse.com

Technical Support
 Kenny@betterfuse.com

National High-tech Enterprise
 SC 32C National Technical Committee Member of China
 Intertek ISO 9001 Certified Company
 Intertek ISO 14001 Certified Company
 Intertek QC 080000 Certified Company
 NQA IATF 16949 Certified Company

国家高新技术企业
 SC 32C 国内专家组成员单位
 ISO 9001 认证企业
 ISO 14001 认证企业
 QC 080000 认证企业
 IATF 16949 认证体系