


# 613 Miniature cartridge Fuse



**Main Characteristics**  
Miniature cartridge fuse; Fast-Acting(F)

**Standard**  
UL-248-14

**Materials**

Tube: Ceramic Tube  
End Caps: Nickel-plated brass  
Axial Leads: Nickel-plated caps  
Tin-plated copper wires

**Operating Temperature**

-55°C to +125°C

**Storage Conditions**

+10°C to +60°C  
Relative humidity: ≤75% yearly average  
Without dew, maximum 30 days at 95%

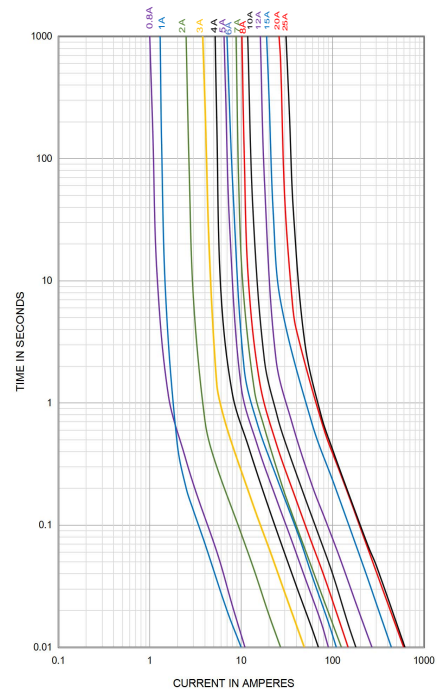
**Vibration Resistance**

24 cycles at 15 min. each (60068-6)  
10-60Hz at 0.75mm amplitude  
60-2000Hz at 10g acceleration

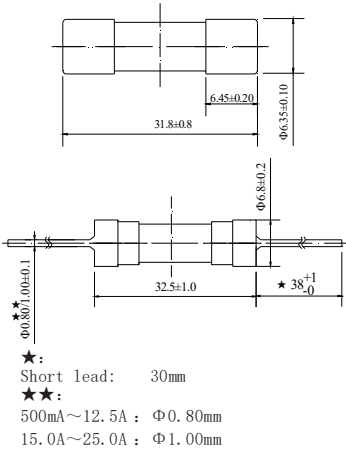
**Soldering Parameters**

260°C. ≤5 sec (Wave Soldering)  
350°C. ≤3 sec (Hand Soldering)  
**Soldering Peak:**  
260°C. 10 sec. (IEC 60068-20)

Average Current Curve(I-T Curve)



Dimensions (unit:mm)



Time vs Current Characteristics:UL248-14 GB/T9364.7						
Rated current	100%	135%	200%	275%	400%	1000%
500mA~25A(UL)	>4h	<1h	<10s	/	/	/
10A(GB)	>4h	/	<120s	50ms~10s	10ms~3s	≤100ms



Electrical Characteristics at 25°C									
Amp	Rated Current	Rated Voltage	Nominal Melting I <sup>2</sup> t(A <sup>2</sup> sec)	Typical Cold Resistance (mΩ)	Breaking Capacity	Approvals			
						cULus	cURus	PSE	CQC
0500	500mA	125VAC 250VAC	0.49	470	10KA/125V AC 35A/250V AC	●	○	○	○
0630	630mA		0.81	310		●	○	○	○
0800	800mA		1.21	192		●	○	○	○
1100	1.00A		1.00	150		●	○	○	○
1125	1.25A		1.44	97	10KA/125V AC 100A/250V AC	●	○	○	○
1150	1.50A		2.10	93		●	○	○	○
1200	2.00A		7.29	68		●	○	○	○
1250	2.50A		11.2	47.3		●	○	○	○
1300	3.00A		24.0	36.0	10KA/125V AC 200A/250V AC	●	○	○	○
1315	3.15A		26.1	32.0		○	○	○	○
1400	4.00A		49	27.55		●	○	○	○
1500	5.00A		81	18.8		●	○	○	○
1600	6.00A		121	15.5	400A/125V AC 200A/250V AC	●	○	○	○
1800	8.00A		219	11.5		●	○	○	○
2100	10.00A		324	9.06		○	●	○	○
2120	12.00A		729	6.94		○	●	○	○
2150	15.00A		1936	4.40	400A/125V AC; 100A/250V AC	○	●	○	○
2160	16.00A		2025	4.00		○	●	○	○
2200	20.00A		3600	3.30		○	●	●	○
2250	25.00A		3844	2.92		○	●	○	○

**Notes:** 1. Permissible continuous operating current is ≤100% at ambient temperature of 23°C (73.4°F)  
2. The current values used for calculating I<sup>2</sup>T should be within the standard range of 8ms ~ 10ms.

**Ordering Information**

Series	Amp Code	Supplementary Code	Qty
613			



**Sales Contact**  
sls01@betterfuse.com

**Technical Support**  
Kenny@betterfuse.com

National High-tech Enterprise  
SC 32C National Technical  
Committee Member of China  
Intertek ISO 9001 Certificated Company  
Intertek ISO 14001 Certificated Company  
Intertek QC 080000 Certificated Company  
NQA IATF 16949 Certificated Company

国家高新技术企业  
SC 32C 国内专家组成员单位  
ISO 9001 认证企业  
ISO 14001 认证企业  
QC 080000 认证企业  
IATF 16949 认证体系