

Features

- ESD protection for high-speed data lines etc.
- Contact discharge typical 8kV , max 15kV
- Air discharge typical 15kV, max 25kV
- Extremely small form factor, down to 1.10×0.55×0.35mm³ .
- Continue working voltage: 24V DC max.
- Extremely low capacitance: 0.05pF (typical)
- Very low clamping voltage: 35V (typical)
- Very low leakage current: <100 nA (typical)
- Pb-free (RoHS compliant)

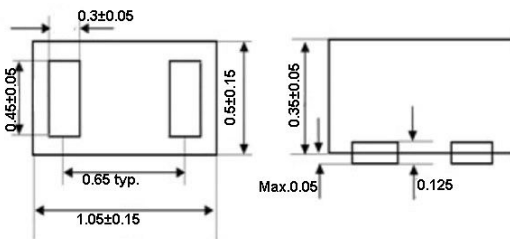
Standard

IEC61000-4-2(ESD)

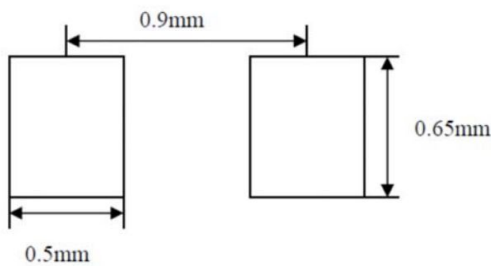
Electrical Specifications

Specification	Units	Part Number
		0402ESD-P
Operating Voltage	V (DC)	<24
Clamping Voltage	V	35(typical)
Trigger Voltage	V	350(typical)
Response time	ns	<1ns
ESD Threat Voltage Capability	kV	IEC 61000-4-2, level 4
		8kV typical, 15kV max. Direct Discharge
		15kV typical, 25kV max. Air Discharge
Capacitance (@1MHz)	pF	0.05
Leakage Current (@12V dc)	nA	<100
Operating Temperature	℃	-40 to 90

Dimensions (unit: mm)

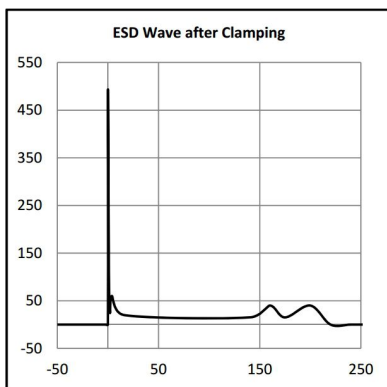


Recommended pad layout (unit: mm)



ESD Performance

The device reacts within 1ns to clamp ESD Voltage



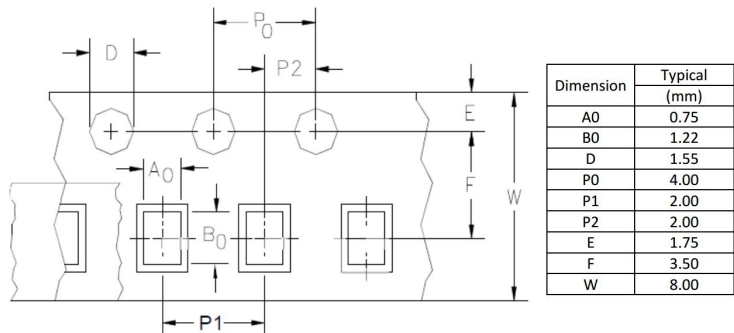
Storage Conditions

+10°C to +60°C
 Relative humidity: ≤75% yearly average
 Without dew, maximum 30 days at 95%

Soldering Parameters

260°C. ≤10 sec (Wave Soldering)
 350°C. ≤3 sec (Hand Soldering)

Standard Packing, Taping Details



Ordering Information

Series	Capacitance	Packaging Code	Qty
0402ESD-P			